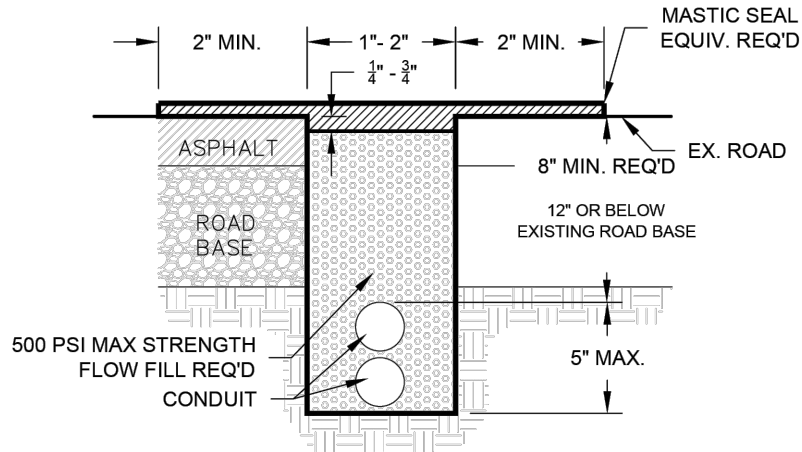
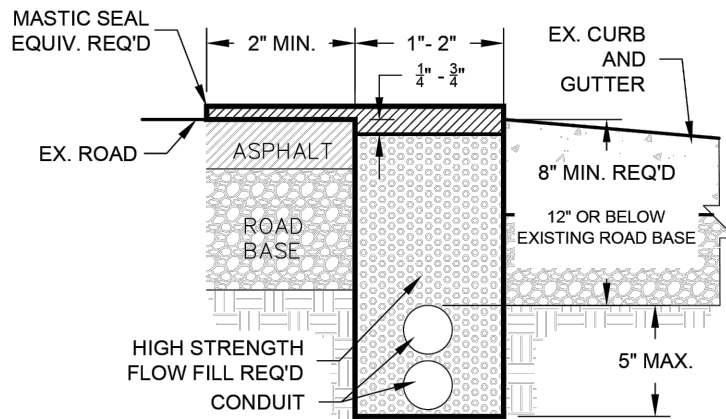


6/25/2024 3:33 PM Q:\ENGINEERING\STANDARDS\WORKING EDITION\CAD\SECTION 6 STANDARD DRAWINGS\07 - CM\CM-01 NARROW TRENCH DETAIL.DWG



NARROW TRENCH EXCAVATION IN ASPHALT

A (1 TO 2 INCHES WIDE, 12 INCHES COVER, MASTIC SEAL OVERBAND)



NARROW TRENCH EXCAVATION ADJACENT TO CURB

B (1 TO 2 INCHES WIDE, 12 INCHES COVER, MASTIC SEAL OVERBAND)

NEW DR-WNG -ODED TO ST-ND-RDS	6/5/2024
NO.	REVISION DESCRIPTION

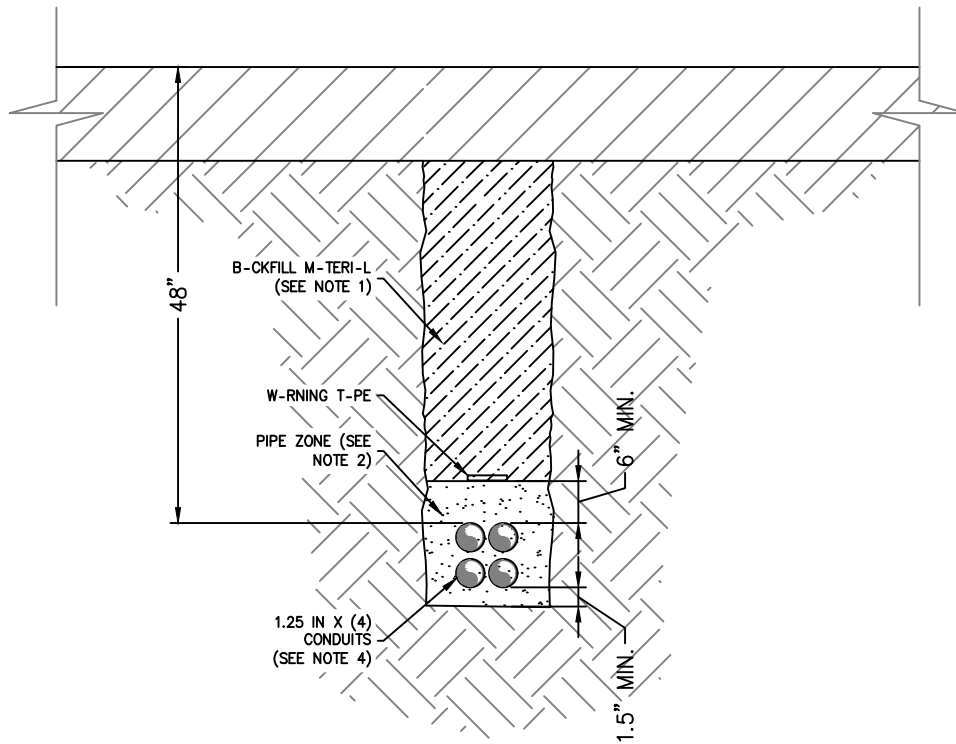
THIS DOCUMENT -ND -NY ILLUSTR-TIONS
HEREON -RE PROVIDED -S ST-ND-RD
CONSTRUCTION DET-ILS WITHIN HERRIM-N
CITY. DEVI-TION FROM THIS DOCUMENT
REQUIRES -PPROV-L OF HERRIM-N CITY.
HERRIM-N CITY C-NNOT BE HELD U-BLE
FOR MISUSE OR CH-NGES REG-RDING THIS
DOCUMENT.



HERRIMAN CITY
ENGINEERING DEPARTMENT
COMMUNICATIONS
NARROW TRENCH DETAIL

CM-01

6/26/2024 10:28 AM Q:\ENGINEERING\STANDARDS\CITY STANDARDS\WORKING EDITION\CAD\SECTION 6 STANDARD DRAWINGS\07 - CM\CM-02 1D DUCT BANK.DWG



NOTES:

1. B-CKFILL M-TERI-L: UNDER EXISTING, P-VED OR CONCRETE SURF-CES, USE FLOW-BLE FILL PER -PW- SECTION 31 05 15. FOR NEW P-VEMENT OR CONCRETE, USE GR-NUL-R B-CKFILL BORROW PER -PW- 31 05 13, INST-LLED PER -PW- 33 05 20. M-Y USE N-TIVE M-TERI-L FOR L-NDSC-PE SURF-CES.
2. PIPE ZONE: INST-LL S-ND PER -PW- 31 05 13.
3. INST-LL DETECT-BLE PULL T-PE IN -LL EMPTY CONDUITS.
4. CONDUIT SH-LL BE:
 -) SCHEDULE 40 PVC R-TED -T 194 DEGREES F -S SPECIFIED IN NEM- TC-2, NEM- TC-3, -STM D 2241, OR
 - B) HDPE SDR11 R-TED COMPLYING WITH -STM F 2160. SMOOTH OUTER -ND INTERIOR W-LL. FITTINGS -BD COUPLERS R-TED FOR MINIMUM 130 PSI.
 - C) MECHNIC-L TYPE COUPLERS WHEN JOINING HDPE -ND PVC CONDUITS. COLORS SH-LL INCLUDE 1 BLUE, 1 OR-NGE, 1 GREEN, -ND 1 BROWN.
5. JOINT TRENCHING -LLOWED WITH STREETLIGHT CONDUITS. MINIMUM 18 IN CLE-R-NCE BETWEEN 1D CONDUIT -ND STREETLIGHT CONDUIT.
6. JUNCTION BOXES SH-LL CONFORM TO UDOT ST-ND-RDS -ND SPECIFIC-TIONS.

NO.	REVISION DESCRIPTION	D-T-E
1	DOED SHEET 2024 ST-ND-RDS UPD-TE	11/01/2022
2		
3		
4		
5		
6		
7		
8		
9		
10		

THIS DOCUMENT -ND -NY ILLUSTR-TIONS HEREON -RE PROVIDED -S ST-ND-RD CONSTRUCTION DET-ILS WITHIN HERRIM-N CITY. DEVI-TION FROM THIS DOCUMENT REQUIRES -PPOV-L OF HERRIM-N CITY. HERRIM-N CITY C-NNOT BE HELD U-BLE FOR MISUSE OR CH-NGES REG-RDING THIS DOCUMENT.



HERRIMAN CITY
ENGINEERING DEPARTMENT
COMMUNICATIONS
1D DUCT BANK

CM-02