


# HERRIMAN CITY COMMUNITY GARDEN SPRING ORIENTATION TRAINING





## INTRODUCTION TO THE COMMUNITY GARDEN

Once you are registered you will receive emails with Important information from the Community Garden Committee.

Please pay attention to the information in these emails so things can run smoothly.

# **HERRIMAN COMMUNITY GARDEN LOCATION: 12707 SOUTH PIONEER STREET (6000W)**

- **THE GARDEN IS GATED**
- **1 PLOT ALLOWED PER HOUSEHOLD**
- **SINGLE PLOTS ARE 30FT LONG WITH 3 FULL ROWS & 2 HALF ROWS \$40**
- **DOUBLE PLOTS ARE 30FT LONG WITH 6 FULL ROWS & 2 HALF ROWS \$60**
- **THE MONEY IS REFUNDED TO YOU AT THE END OF THE SEASON IF YOU REMAIN A GARDENER  
IN GOOD STANDING**
- **ALL PLOTS NEED TO BE CULTIVATED BY MAY 31ST**
- **UNCULTIVATED PLOTS WILL BE REDISTRIBUTED TO THE ANNUAL WAIT LIST, ALL FEES OR  
DEPOSITS WILL BE FORFEITED**



## Driveway

Gate	8	16	24	32	40	48
Double Plots						
7						
6						
5						
4						
3						
Double Plots						
2						
Double Plots						
1						

**Pioneer Street** (left side)  
**Church** (bottom side)  
**Parking Lot** (right side)

- MEMBERS WHO DO NOT COMPLY WITH THE MEMBERSHIP AGREEMENT WILL FORFEIT THEIR GARDEN PLOT AND ALL FEES

MEMBERS ARE REQUIRED TO ATTEND:

- 1 IRRIGATION PULL (THIS HAPPENS EVERY 10 DAYS)
- 2 COMMUNITY PULLS (OCCURS ONCE A MONTH OR AS NEEDED)
- 1 DONATION HARVEST (AS NEEDED)

- MEMBERS **MUST** KEEP THEIR PLOTS AND ADJACENT WALKWAYS WELL MAINTAINED. FREE OF WEEDS & DEBRIS
- WHEN PLANNING OUT YOUR PLOT PLEASE ORGANIZE THE TALLER PLANTS IN THE CENTER OF YOUR PLOT AND SHORTER ONES SURROUNDING THE PERIMETER.



**Garden weeds: Identifying the unwanted plants in our gardens**



SAVVY GARDENING



- MEMBERS SHOULD NOT USE CHEMICALS TO CONTROL PESTS OR WEEDS, INCLUDING TRADITIONAL PREEN, ORGANIC PREEN, OR ANY GERMINATION BLOCKING CHEMICAL

- WEEDS SHOULD BE PULLED AND NOT ALLOWED TO GO TO SEED






**IMPORTANT  
NOTICE**



- IF YOU DO NOT MAINTAIN YOUR PLOT, YOU WILL RECEIVE A “NOTICE TO REPAIR” FROM THE COMMITTEE OR CITY STAFF.

- IF MAINTENANCE IS NOT COMPLETED WITHIN 14 DAYS, YOU WILL LOSE YOUR PLOT AND MEMBERSHIP IN THE COMMUNITY GARDEN.



- **BETWEEN THE SCHEDULED IRRIGATION PULLS GARDENERS CAN USE THE HOSES AS NEEDED**
- **BE VERY CAREFUL WHEN DRAGGING THE HOSE THROUGH THE GARDEN TO AVOID DAMAGING THE PLANTS IN OTHER PLOTS AS YOU PASS BY.**
- **TURN OFF THE WATER & ROLL UP THE HOSE WHEN YOU'RE FINISHED. MAKE SURE IT IS CORRECTLY WOUND UP AS PICTURED HERE.**
- **THERE IS A DOUBLE LOCK ON THE GATE. THIS IS THE PROPER WAY TO LOCK THE GATE.**

# REGISTRATION INSTRUCTIONS FOR YOUR PLOT

**Step 1:** <https://www.strideevents.com/events/herriman-community-garden-plot-selection/2026/tickets>

**STEP2:** Pick a plot from the garden map that is available  
(Blue=Available Grey=Unavailable Red=Unavailable)

**Step 3:** Fill in all billing information, read & agree to Stride Events waiver, The Community Garden waiver then add initials for the waivers.

**Step 4:** Fill in Payment information, review transaction & Click purchase.


**Step 5:** When irrigation schedule is released, you will be required to come back and chose your 1 day that is required and Select 2 weed pull days (2 required). If these are not chosen you could potentially forfeit your plot & deposit.



**ANY QUESTIONS PLEASE CONTACT:**

**KRYSTAL BRKLACICH  
HERRIMAN CITY COMMUNITY GARDEN LIAISON**

**KRBRKLACICH@HERRIMAN.GOV  
(801)285-9722**



# COMMUNITY GARDEN COMMITTEE

COMMITTEE CHAIR: JULIE SHIEK

COMMITTEE MEMBER- MARTIN SHIEK

